




Proper heating and ventilation!

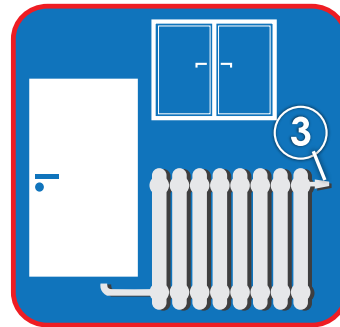
Proper heating and ventilation is important. It saves energy costs, avoids mold and is a healthy way to live. The following recommendations will help.



A temperature of about 21 degrees is generally sufficient. This is usually achieved by setting the thermostat to 3. Additionally, appropriate clothing is required. Allowing the walls or interiors to cool down should be avoided as the re-heating process is usually more expensive.



Bedrooms can be kept cooler with a temperature of 16 -18 degrees. This is usually sufficient for a good night's sleep.



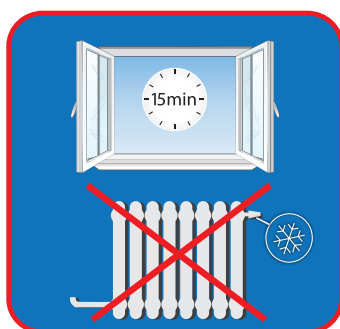
Keep doors and windows closed during heating. Doors, in particular, should be kept closed between rooms with different temperatures. This prevents warm humid air entering cooler rooms and avoids mold build up.



Avoid hanging or resting things on the heating radiator, as this reduces a balanced heating distribution and increases costs.



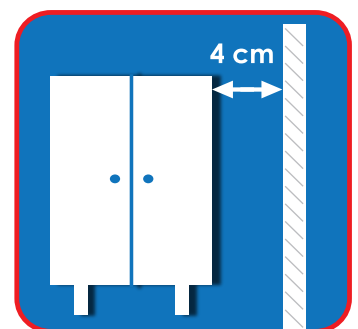
When airing out, lower the thermostat, but beware of frost developing.



The room should be ventilated several times during the day with the windows fully open. Tilted windows are ineffective for airing out. If it is cold outside, 3 to 5 minutes should be enough for ventilation. By moderate temperatures, 15 minutes ventilating should be enough.



The air humidity in rooms should not exceed 60 percent as this can contribute to mold formation. Large amounts of vapour or steam can be created during showering or cooking. Close the doors to the affected areas so as to not distribute the steam throughout the flat. Avoid drying washing in the bedroom or lounge room, but if this is not possible, ventilate more often.



Place furniture at least two to four centimeters away from cold exterior walls to avoid mold. In the case of large cabinets, keep an eye on the air gaps above and below the cabinets to allow air circulation.